

Supreme Banner Stand


Retractable



Chrome plated end caps
- makes your display stand out




Change graphics with the push of a button



Makes graphics change a breeze



Adjustable pole allows for versatility in height



Supreme 1
Single Sided



Supreme 2
Double Sided

Banner Size: 33" x 84.5"
Weight: 11lbs.




Stability with a wide base & adjustable feet



Heavy duty yet stylish - No twist foot support



Bottom Roller Clamp style very easy change of graphics



Top Rail Clamp style very easy change of graphics

Base & Adjustable Pole




Quality carrying Case



Supreme Banner Stand

Retractable



- **Banner Size: 33" x 84.5" (live area)**
- **Add 1/4" bleed on the top & sides**
- **Add 6" bleed to the bottom if there is a background image**
- **150dpi**
- **CMYK *not* RGB**
- **Outline or curve any text**
- **Save as: PDF, tiff, eps or jpeg**

Setup:


1 Open the padded nylon bag, take out the base and the telescopic pole

Extend the bottom half of the telescopic pole and close the snap lock **2**

3 Insert the pole into the base and pull the graphic panel halfway up. Insert the lip on the cap into the bottom channel of the top extrusion

Cap
Snap locks

4 Extend the top portion of the pole to your desired height and close the snap lock.



- Keep critical graphics like text & logos away from the trim edge.
- Panel is printed from a 6 colour UV printer.
- FTP site available to upload your image - Contact us for details.



52 Scott St. West., St. Catharines, ON L2R 1C9

Toll Free 1-877-684-7567

info@advancegraphics.ca  www.advancedisplays.ca